





Expandable

### Product Highlights

- High performance compact bar light.
- Outperforms larger bar lights on the market.
- Expandable in 75mm (3") increments up to 450mm (18").




### General Specifications

Electrical Specifications	Color	24v Current	All Other Controls
	625	n/a	.116 A Max per 75mm
	455, 530, WHI	n/a	.194 A Max per 75mm
	850	n/a	.125 A Max per 75mm
Normal Operating Temperature	0 - 60°C		
Weight (Kg)	Unavailable		
Standard Cable Information	Up to 2 meters (80") long - 105°C rated PVC jacket, foil shield with drain.		
Photobiological Risk Factor IEC 62471	<b>Exempt Applicable Wavelengths: 850</b> <b>Group 1 (Low-Risk) Applicable Wavelengths: 455, 530, 625, WHI</b>		
Compliance			
IP Rating	IP50		
Lumen Maintenance	L70 = 50,000 hours		

# AL295 Expandable Series

## Mechanical Specifications



Part #	Length in mm (inches)	
AL295-075	89.4	(3.52)
AL295-150	165.6	(6.52)
AL295-225	241.8	(9.52)
AL295-300	318.0	(12.52)
AL295-375	394.2	(15.52)
AL295-450	470.4	(18.52)

DIMENSIONS ARE IN MILLIMETERS (INCHES)

## Part Number Key

Model	—	Illuminated Length	Spectral Wavelength	Connector/Control	Optional Light Conditioning	—	Alternative Connector
<b>AL295</b>	<b>—</b>	<b>XXX</b>	<b>XXX</b>	<b>XX</b>	<b>X</b>	<b>—</b>	<b>XXX</b>
AL295		075	455 (blue)	C1	D		M12 <sup>1</sup>
		150	530 (green)	C2	(diffuser)		
		225	625 (red)	C5			
		300	850 (infra-red)	IC			
		375	WHI (white)	I3			
		450		I3S			
Ex: <b>AL295-075WHIIC</b> <b>AL295-300625C1-M12</b>						Available with IC, I3 and I3S options only	

**Stock Product:** *shipped next day*  
AL295-150WHI13

**Build to Order:** *shipped in two weeks*

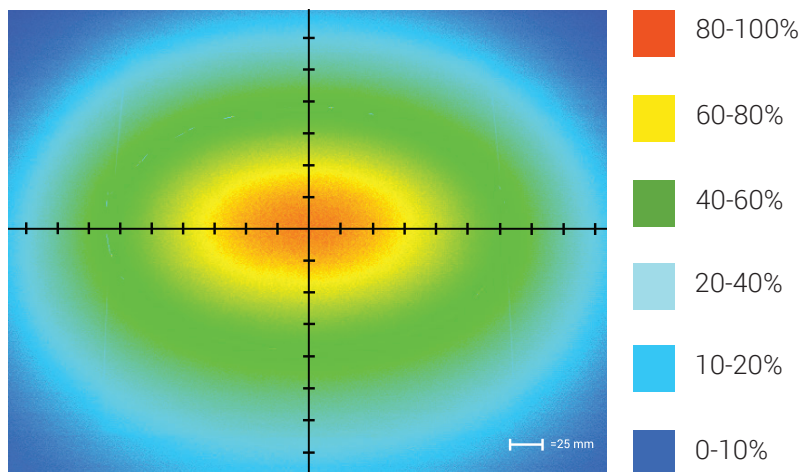
## Connector | Control Options

C1 Connector	C2 Connector	C5 Connector	IC	I3	I3S
For use with: DCS Series Controllers	For use with: Legacy Controllers (Not recommended for new applications)	For use with: Pulsar 320 Strobe Controller.	Continuous in-line controller  Powered with: 24V power supply	Combination strobe/continuous in-line controller  Powered with: 24V power supply	Default-OFF strobe/continuous in-line controller  Powered with: 24V power supply

# AL295 Expandable Series

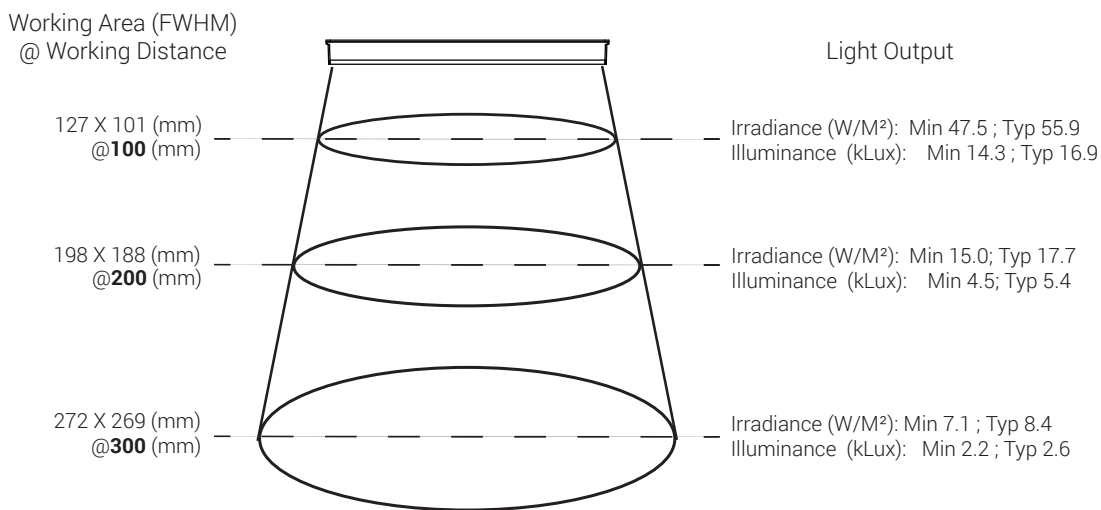
## Optical Performance

### Intensity Distribution



Optical measurement taken using AL295-150WHII3 @ 200 mm

### Area of Illuminance & Intensity



## Operation and Wiring

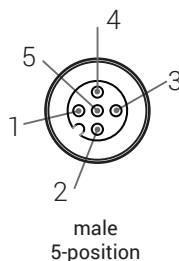
### ICS 2 (IC)

Pin (M12)	Function	Wire Color
1	+24 VDC	Brown
2	GHI	White
3	GND	Blue
4	GLO	Black
5	N/A	N/A

### ICS 3 (I3 and I3S)

Pin (M12)	Function	Wire Color
1	+24 VDC	Brown
2	Reserved	White
3	GND	Blue
4	PNP/Active High Trigger	Black
5	0-10 VDC Analog Control	Gray

### Optional M12 Pinout



# AL295 Expandable Series

## Warranty Information

Every Advanced illumination, Inc. (Ai) product is thoroughly inspected and tested before leaving the factory. Products are warranted to be free of defects in workmanship and materials for a period of two years from the original date of purchase. Should a defect develop during this period, please contact Ai Customer Service or your Ai distributor for a Return Merchandise Authorization (RMA), and return the complete product, freight prepaid, to Ai. If a defect is found, Ai will - at our discretion - repair or replace the product without charge. Ai claims no liability for any implied warranties, including "merchantability" and "fitness for a specific purpose."

## Electromagnetic Compatibility

This product was tested and complies with the regulatory requirements and limits for electromagnetic compatibility (EMC) as stated in the product specifications. These requirements and limits are designed to provide reasonable protection against harmful interference only when the product is operated in its intended industrial electromagnetic environment. To minimize the potential for electromagnetic interference or unacceptable performance degradation, install and use this product in strict accordance with the instructions in the product documentation.

## Customer Service

For information on existing orders, or to make an order adjustment, contact us Monday through Friday 8:00 am to 5:00 pm, EST or send an email to [orders@advill.com](mailto:orders@advill.com).

## Company Information

### **Advanced Illumination**

440 State Garage Road, Rochester VT. 05767

Phone: 802.767.3830

Fax: 802.767.3831

Email: [info@advancedillumination.com](mailto:info@advancedillumination.com)

Web: [advancedillumination.com](http://advancedillumination.com)

© 2015 Advanced Illumination Inc. All rights reserved