

Product Highlights

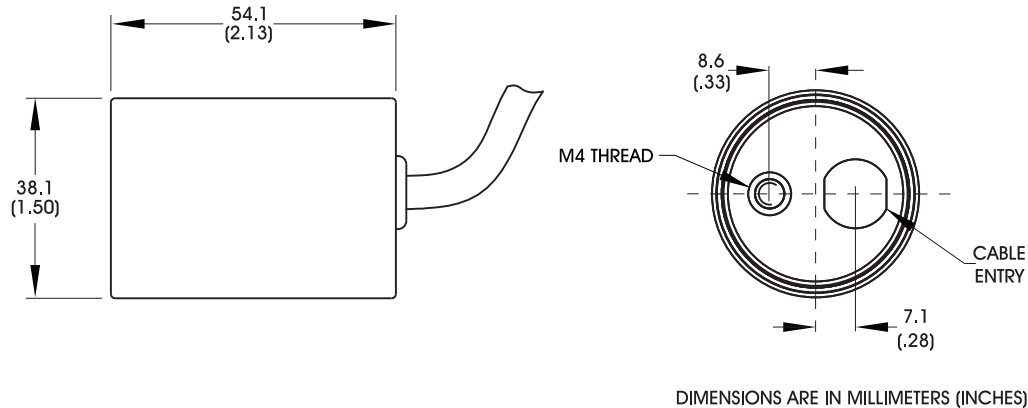
- Aii's most popular spot light - intense illumination in a small package
- High contrast on non-reflective objects



General Specifications

Electrical Specifications	Color	24v Current	All Other Controls
	625	0.12 A	0.05 A Max
	880	0.12 A	0.04 A Max
	470, 520, WHI	0.08 A	0.06 A Max
Normal Operating Temperature	0 - 60°C		
Weight (g)	194.1 g (6.8oz)		
Standard Cable Information	Up to 2 meters (80") long - 105°C rated PVC jacket, foil shield with drain.		
Photobiological Risk Factor IEC 62471	Exempt Applicable Wavelengths: 880 Group 1 (Low-Risk) Applicable Wavelengths: 520, 625, WHI Group 2 (Medium-Risk) Applicable Wavelengths: 395, 470		
Compliance	  		
IP Rating	IP50		
Lumen Maintenance	L70 = 50,000 hours		

Mechanical Specifications



Part Number Key

Model	—	Spectral Wavelength	Stand Off	Fied of View	Connector/ Control	Optional Lighting Condition	—	Alternative Connector
SL2420	—	XXX	XXX	XXX	XX	X	—	XXX
SL2420		(UV) 395 (blue) 470 (green) 520 (red) 625 (infra red) 880 (white) WHI	See chart to compute standoff	XS S M L XL	C1 C2 C5 IC I3 I3S 24	D (Diffuser) P (Polarizer) ²		M12 ¹
Ex: SL2420-395100XXLC2D SL2420-625150XLI3P-M12						¹ Available with IC, I3, I3S and 24v options only ² UV option not available		

Stock Product: *shipped next day*
SL2420-625100L24

Build to Order: *shipped in two weeks*

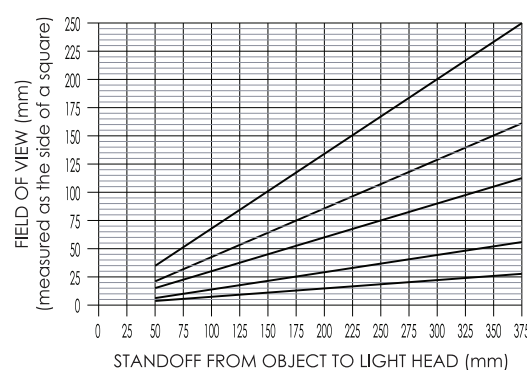


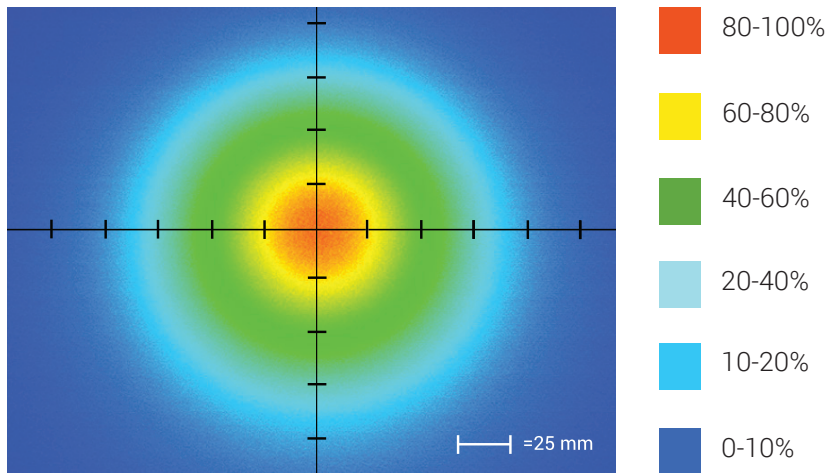
Figure 1
Identify desired FOV and standoff, then specify nearest illuminated area size

Connector | Control Options

C1 Connector	C2 Connector	C5 Connector	IC	I3	I3S	24
For use with: DCS Series Controllers	For use with: Legacy Controllers (Not recommended for new applications)	For use with: Pulsar 320 Strobe Controller.	Continous in-line controller Powered with: 24V power supply	Combination strobe/continous in-line controller Powered with: 24V power supply	Default-OFF strobe/continous in-line controller Powered with: 24V power supply	Flying/tinned leads Powered with: 24V power supply

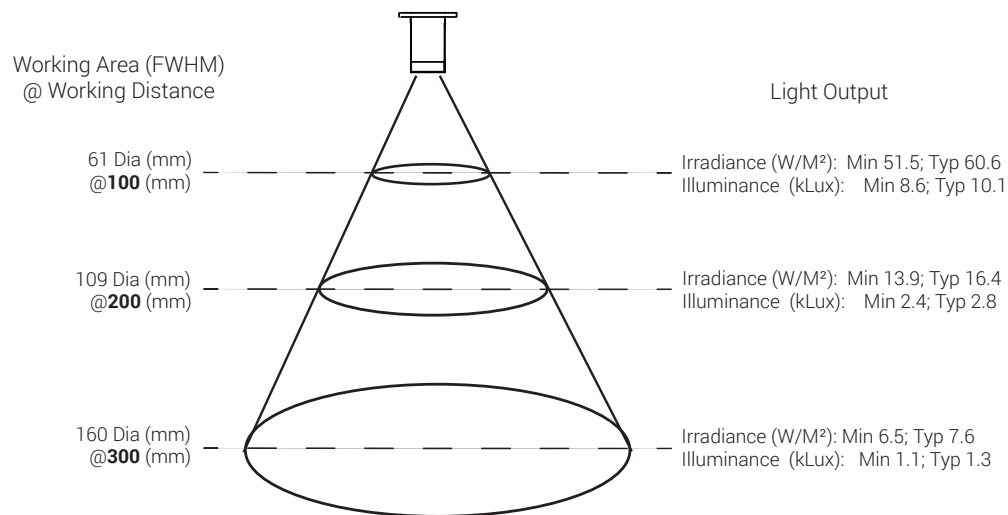
Optical Performance

Intensity Distribution



Optical measurement taken using SL2420-625200LIC @ 200 mm

Area of Illuminance & Intensity



Operation and Wiring

ICS 2 (IC)

Pin (M12)	Function	Wire Color
1	+24 VDC	Brown
2	GHI	White
3	GND	Blue
4	GLO	Black
5	N/A	N/A

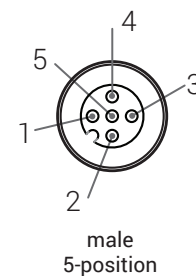
ICS 3 (I3 and I3S)

Pin (M12)	Function	Wire Color
1	+24 VDC	Brown
2	Reserved	White
3	GND	Blue
4	PNP/Active High Trigger	Black
5	0-10 VDC Analog Control	Gray

24 Volt

Pin (M12)	Function	Wire Color
1	+24 VDC	Brown
2	N/A	White
3	GND	Blue
4	N/A	Black

Optional M12 Pinout



Warranty Information

Every Advanced illumination, Inc. (Ai) product is thoroughly inspected and tested before leaving the factory. Products are warranted to be free of defects in workmanship and materials for a period of two years from the original date of purchase. Should a defect develop during this period, please contact Ai Customer Service or your Ai distributor for a Return Merchandise Authorization (RMA), and return the complete product, freight prepaid, to Ai. If a defect is found, Ai will - at our discretion - repair or replace the product without charge. Ai claims no liability for any implied warranties, including "merchantability" and "fitness for a specific purpose."

Electromagnetic Compatibility

This product was tested and complies with the regulatory requirements and limits for electromagnetic compatibility (EMC) as stated in the product specifications. These requirements and limits are designed to provide reasonable protection against harmful interference only when the product is operated in its intended industrial electromagnetic environment. To minimize the potential for electromagnetic interference or unacceptable performance degradation, install and use this product in strict accordance with the instructions in the product documentation.

Customer Service

For information on existing orders, or to make an order adjustment, contact us Monday through Friday 8:00 am to 5:00 pm, EST or send an email to orders@advill.com.

Company Information

Advanced Illumination

440 State Garage Road, Rochester VT. 05767

Phone: 802.767.3830

Fax: 802.767.3831

Email: info@advancedillumination.com

Web: advancedillumination.com

© 2015 Advanced Illumination Inc. All rights reserved